

# Safe Digging Tips

**KNOW** whats below. **CALL** before you dig.

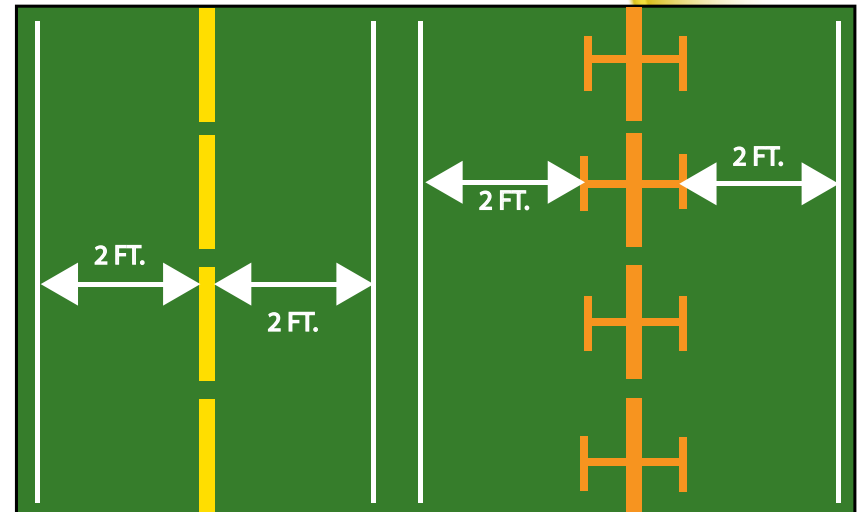
## 1. Call before you dig -

Before planting trees, putting in fences or any other activity that requires digging, call 811 before you dig!



## 2. Wait two full days -









After contacting Kansas One Call for the utility companies to visit your dig site and mark all of the approximate locations of their underground utility lines. These are two full business days, so exclude weekends.



## 3. Respect the marks -

The utility companies will use colored flags or paint to indicate underground lines

and their approximate locations. To help them out, mark your proposed area with white paint or white flags.

|   |  |
|---|--|
|  | WHITE - Proposed excavation.                                     |
|  | PINK- Temporary survey markings.                                 |
|  | RED- Electric power lines, cables, conduit and lighting cables.  |
|  | YELLOW- Gas, oil, steam, petroleum or gaseous materials.         |
|  | ORANGE- Communication, alarm or signal lines, cables or conduit. |
|  | BLUE- Potable water.   |
|  | PURPLE- Reclaimed water, irrigation and slurry lines.            |
|  | GREEN- Sewers and drain lines.                                   |

## 4. Dig with care -

The paint and/or flags placed by utility companies indicate the approximate location of their facilities, which may be anywhere within a two foot tolerance zone on either side of the marks.